



Technical Data Sheet.

Permahyd® Base Coat 280/285/286



Permahyd Base Coat 280/285/286 is a high-grade waterborne base coat system. It is based on a special PU dispersions technology for high-grade solid and effect coatings.

- Good hiding power.
- VOC compliant.
- High colour accuracy.
- Easy and fast application in 1.5 coats.
- Recoat with Permasolid HS clear coat.
- Good vertical stability.

For professional use only!

Spies Hecker simply closer.



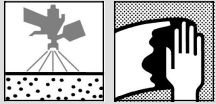
An Axalta Coating Systems Brand

Permahyd® Base Coat 280/285/286

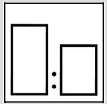
Product preparation - application for 2-stage colours



It is strongly recommended to use appropriate personal protection equipment during application to avoid respiratory, skin and eye irritation.



Old or original paintwork well sanded and cleaned.
 Primer-surfacer or Surfacer, sanded and cleaned
 Primer-Surfacer or Surfacer, unsanded in a wet-on-wet process
 Surfaces must be prepared and cleaned correctly before application
 Repair areas should be sanded with P500-P600 (by machine) or P800-P1000 (by hand) and cleaned



		Basecoat	Demineralised Water
		Permahyd 280/285/286	Permahyd 6000/6002
Standard	All colours	100	5 - 10%

At higher temperatures (> +25°C) and high relative air humidity (> 60 %) an addition of 0 - 5 % Permahyd Demineralised Water 6000 is sufficient.
 Use Permahyd Special Water 6002 slow at very low humidity (below 30%).



Not applicable

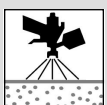


	Spray nozzle	Spray pressure	
Compliant	1.2 - 1.3	1.8 - 2 bar	inlet pressure
HVLP	1.2 - 1.3	0.7 bar	atomisation pressure

see manufacturer's instructions



1 + 0.5
 1 operation
 1st: closed uniform coat
 2nd: apply immediately an effect coat using an increased distance to the object
 flash-off until matt




Clearcoat

VOC compliant

2004/42/IIB(d)(420) 420: The EU limit value for this product (product category: IIB(d)) in ready to use form is maximum 420 g/l of VOC. The VOC content of this product in ready to use form is maximum 420 g/l.

Permahyd® Base Coat 280/285/286


Blending system for 2-stage colours



First apply one spray pass of Blend-In Additive 9005 to fade out area, but not up to undamaged edges of panels.*




Spray the area on which the surfacer was applied with Permahyd Base Coat 280/285/286 so that it forms an opaque film.



Extend the area of application of each subsequent coat through a process of overlapping so that only a fade out area is left.



Blend the fade-out area using reduced pressure.



After flash-off, Permasolid HS Clear Coat is applied to the entire repair area.


* This operation is optional.

Permahyd® Base Coat 280/285/286

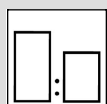
Product preparation - application for 3-stage colours



It is strongly recommended to use appropriate personal protection equipment during application to avoid respiratory, skin and eye irritation.



Old or original paintwork well sanded and cleaned.
Primer-surfacer or Surfacer, sanded and cleaned
Surfaces must be prepared and cleaned correctly before application
Repair areas should be sanded with P500-P600 (by machine) or P800-P1000 (by hand) and cleaned



Ground coat		Basecoat	Additive	Demineralised Water
		Permahyd 280/285/286	Permahyd 9007	Permahyd 6000/6002
2K Hardened	All colours	100	5%	5 - 10%

Effect/midcoat		Basecoat	Demineralised Water
		Permahyd 280/285/286	Permahyd 6000/6002
Standard	All colours	100	5 - 10%

All amounts are cumulative.

At higher temperatures (> +25°C) and high relative air humidity (> 60 %) an addition of 0 - 5 % Permahyd Demineralised Water 6000 is sufficient.



2K Hardened: 30 min



	Spray nozzle	Spray pressure	
Compliant	1.2 - 1.3	1.8 - 2 bar	inlet pressure
HVLP	1.2 - 1.3	0.7 bar	atomisation pressure

see manufacturer's instructions



1 - 2 Ground coats (2K Hardened)

5 - 10 minutes final flash followed by 15-20 minutes at 60 - 65°C object temperature.

1 + 0.5 Effect/midcoat

flash-off until matt

VOC compliant


2004/42/IIB(d)(420) 420: The EU limit value for this product (product category: IIB(d)) in ready to use form is maximum 420 g/l of VOC. The VOC content of this product in ready to use form is maximum 420 g/l.

Permahyd® Base Coat 280/285/286

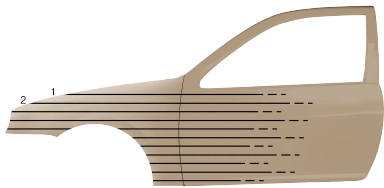
Blending system for 3-stage effect colours




Mix Permahyd Base Coat 280 + 5% Permahyd Additive 9007. An addition of 5 - 10 % Permahyd Demineralized Water 6000 is sufficient. Ready for use max. 30 minutes at 20°C.



Spray the area on which the surfacer was applied with Permahyd® Base Coat 280 so that it forms an opaque film. Blend in using reduced pressure. Flash-off 5 - 10 minutes. Dry 15 - 20 minutes at 60 - 65°C.



Spray Permahyd Pearl Base Coat 285/286 on the same area, extending the area of application of each subsequent coat through a process of overlapping to ensure that it matches the original finish. Blow dry after each coat.




After flash-off, Permasolid HS Clear Coat is applied to the entire repair area.

Permahyd® Base Coat 280/285/286

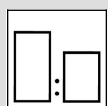
Product preparation - application with Permahyd Additive 9007



It is strongly recommended to use appropriate personal protection equipment during application to avoid respiratory, skin and eye irritation.



Old or original paintwork well sanded and cleaned.
 Primer-surfacer or Surfacer, sanded and cleaned
 Primer-Surfacer or Surfacer, unsanded in a wet-on-wet process
 Surfaces must be prepared and cleaned correctly before application
 Repair areas should be sanded with P500-P600 (by machine) or P800-P1000 (by hand) and cleaned



		Basecoat	Additive	Demineralised Water
		Permahyd 280/285/286	Permahyd 9007	Permahyd 6000
Permasolid HS Speed Clear Coat 8810	All colours	100	5%	10%
Permasolid HS Speed Clear Coat 8810	Blender	100	5%	

5% Permahyd Additive 9007 must be added to the Permahyd Base Coat 280/285/286 if overcoating with Permasolid HS Speed Clear Coat 8810, In case of blending jobs also the 1:1 mixture with Permahyd Blend-In Additive 9005 has to be activated with 5% Permahyd Additive 9007



2K Hardened: 30 min

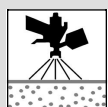


	Spray nozzle	Spray pressure	
Compliant	1.2 - 1.3	1.8 - 2 bar	inlet pressure
HVLP	1.2 - 1.3	0.7 bar	atomisation pressure

see manufacturer's instructions



1 + 0.5 flash-off until matt
 1 operation
 1st: closed uniform coat
 2nd: apply immediately an effect coat using an increased distance to the object



Clearcoat

VOC compliant

2004/42/IIB(d)(420) 420: The EU limit value for this product (product category: IIB(d)) in ready to use form is maximum 420 g/l of VOC. The VOC content of this product in ready to use form is maximum 420 g/l.

Permahyd® Base Coat 280/285/286

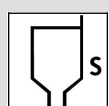
Products

Permahyd® Base Coat 280/285/286

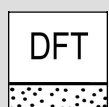
Product mix



Mixing ratios with special agents are available in the productmix table on Phoenix and in the specific TDS.



ISO 4: 61 - 76 s at 20°C
DIN 4: 20 - 26 s at 20°C



10 - 20 µm Effect colours
12 - 25 µm Solid colours

Theoretical coverage

115 - 215 m²/l at 1 micron dry film thickness
Due to different hardener characteristics and different mixing ratios of the ready-to-use mixture in some TDS versions, the theoretical coverage calculation may vary.
Note: The practical material consumption depends on several factors, e.g. geometry of the object, surface formation, application method, spray gun setting, inlet pressure, etc.



Clean after use with a suitable waterborne guncleaner.

Waste treatment

The polluted waste water can be either handled as chemical waste or it can be treated with coagulant 16.30 that will separate solid from liquid components and reduce your chemical waste by 60% or more. - Procedure Add 1% of 16.30 to the polluted waste water and mix thoroughly (with mixer) for 3-5 min until you see the solid material separating. Filter out the solid chemical waste. The separated solid waste and water have to be treated according to local regulations.

Remarks

- Material has to be at room temperature (18-25°C) before use.
- New mixing toners/tints should be shaken or stirred before use.
- All tools and equipment used with this product must be approved for waterborne paint.
- Allow additional time for preheating up to panel temperature.
- Recommended storage temperature at 15°C to 25°C (do not expose at temperatures below 5°C).
- Flash-off time can be reduced by using air blowers, spray booth blower systems or increasing spray booth temperature.
- Permahyd Basecoat 280/285/286 must be made ready for use with Permahyd Additive 9007 if overcoating with Permasolid HS Speed Clear Coat 8800.
- Permahyd Basecoat has to be filtered through waterproof 125 µm quick sieves before application by cup system (e.g. SATA or 3M).

Permahyd® Base Coat 280/285/286

Consult Safety Data Sheet prior to use. Observe the precautionary notices displayed on the container.

All other products referred to in the refinish build up are from our Spies Hecker product range. System properties will not be valid when the related material is used in combination with any other materials or additives which are not part of our Spies Hecker product range, unless explicitly indicated otherwise.

For professional use only! The information provided in this documentation has been carefully selected and arranged by us. It is based upon our best knowledge on the subject at the date of issuance. The Information is given for information purposes only. We are not liable for its correctness, accuracy and completeness. It is up to the user to check the information with regard to up-to-dateness and suitability for his intended purpose. The intellectual property in this Information, including patents, trademarks and copyrights, is protected. All rights reserved. The relevant Material Safety Data Sheet and Warnings displayed on the product label need to be observed. We may modify and/ or discontinue operation of all or portions of this Information at any time in our sole discretion, without notice and assume no responsibility to update the Information. All rules set forth in this clause shall apply accordingly for any future changes and amendments.