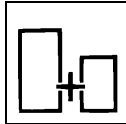




TOPCOATS



HYDROFAN HE BASE COAT



STD: 1000 ml +
100-200 ml

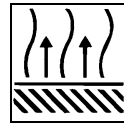
HE: 1000 ml +
HR100-2 150 ml




Ø 1,1-1,2-1,3 mm
Traditional or
HVLV:
N° coats: 2



10-20 µ



30 min. at 20° C
at 50% RH



+5° - +35° C

DESCRIPTION

Water-borne matt basecoat for two-coat metallic, mica and solid painting to overcoat with clearcoat.

USE

Suitable for two-coat, complete, partial painting and touch-ups of cars, commercial vehicles and motorbikes.

CHARACTERISTICS

- Easy and versatile use with two different application methods (Standard and HE)
- Uniform matt surface
- Excellent opacity power and coverage (HE method)
- Fast application (HE method) and drying
- High gloss of the complete cycle
- Excellent aesthetical and mechanical long-term performances
- Excellent workability and retouch
- Low environmental impact (VOC ≤120 g/l) (water included)

SUBSTRATE PREPARATION

Seal with water-borne or solvent-based sealer-filler. Sand carefully (P400-P500 dry or P800 wet).

Degrease with 00665 HYDROCLEANER SLOW / 00699 HYDROCLEANER.

Sand carefully old coatings and degrease with 00665 HYDROCLEANER SLOW / 00699 HYDROCLEANER.

When using sealers in wet-on-wet systems apply the basecoat HYDROFAN after flash-off time (according to the TDS of the filler used).

APPLICATION

Spraying.

Mixing ratio:	volume and weight
HYDROFAN Basecoat (colour according to formulation)	1000 parts
STANDARD PROCESS	
HF900-HF920-HR915 HYDROFAN THINNERS	100-200 parts
STANDARD PROCESS (for black and dark colours)	
HR912-HR915 HYDROFAN EASYFLOW REDUCER	200 parts
HIGH EFFICIENCY PROCESS (see TDS n°0724)	
HR100-2 HYDROFAN ONE STEP ADDITIVE	150 parts

N.B. In case of overcoating with MC380 MACROFAN AIRTECH UHS CLEARCOAT, it is necessary to activate the matt basecoat with **7% of HH981 HYDROFAN BC EASY ACTIVATOR**.

DIR 2004/42/CE: Topcoat IIB/d – VOC ready for use 420 g/l
This product ready for use contains at most 420 g/l VOC

Optimal application conditions:	HF900	HF920	HR912-15	HR100-2
Spray temperature	15-25°C	25-35°C	20-30°C	See TDS N° 0724
RH	35 – 85%			

Ø Air cap: 1,1-1,2-1,3 mm traditional or HVLP

Air pressure: as recommended by gun producers

Film thickness: 10 - 20 µ

Coverage (theoretic value): 1 kg mixture = 8 – 9 m² at 20 µ; 1l mixture = 8,5 – 9,5 m² at 20 µ

STANDARD PROCESS (complete or partial painting):

- Apply a thin coat
- Allow the base to go thoroughly matt
- Apply a uniform coat
- For metallic and mica colours, apply a thin control coat at low pressure before the base goes matt. This is in order to achieve the correct effect and hue. It is possible, however, to apply the final thin coat onto a dry base (completely matt). This may affect the final result (colour - aspect).
- For low opacity colours, after the uniform coat, wait until the surface has gone thoroughly matt and apply a second coat.
- For three-coat colours it is recommended to activate the base with HH981 – apply the first colour up to covering, wait the complete film flash-off, then apply the effect colour (according to formulation) with 1-2 regular coats and uniform the surface if needed, before the film has gone thoroughly matt.

HIGH EFFICIENCY PROCESS (see TDS n° 0724)

NOTES

Different application techniques as well as spray gun settings can affect the colour and the final aesthetical aspect. We recommended preparing a spray-out card using to the selected application method to check the result prior to final application.

Fade-out of partial touch-ups

To correctly perform a partial touch-up see the technical data sheet N° 0716 HA777 HYDROFAN EASY BLENDING ADDITIVE or the Painting Process TDS N° CV036 (Airtech Process).

FLASH-OFF

Interval before the application of the clear:

30 min. at 20° C and RH ≤ 50% or 5–10 min. at 40-60°C

Note: Make sure the HYDROFAN film is uniform matt. Drying time is strongly affected by temperature, relative humidity and air flow in the booth that should not be lower than 12.000 m³/h (suggested at least 18.000 m³/h). Low temperature and high relative humidity slacken the water evaporation.

SUGGESTED OVERCOATING

- All clearcoats within the REFINISH products range
- MC380 MACROFAN AIRTECH UHS CLEARCOAT (on HYDROFAN Basecoat + 7% HH981)

OBSERVATIONS

Clean accurately the spray guns immediately after use with water. After that rinse with HF800 HYDROFAN GUN WASHER to remove any paint rest.

Moreover, we suggest filtering the product with 125 µ gauze (2000 meshes) before applying the colour.

NOTES

KEEP AWAY FROM FROST: Store at + 5° – +35° C

Mixed and NOT THINNED colours have practically an unlimited pot life and must be stored only in plastic cans tightly closed. Colours ACTIVATED with HH981 have 2 hours pot life at 20°C.

TECHNICAL DATA SHEET N° 0400-GB UPDATED 01/2020

All information contained in this data sheet is the result of carefully controlled tests and is correct to the best of Lechler's knowledge at the time of issue. Since conditions of use are beyond the control of the manufacturer, information contained herein is without warranty, implied or otherwise, and final determination of the suitability of any information or material for the use contemplated and the manner of use is the sole responsibility of the user. FOR PROFESSIONAL USE ONLY.