

Clearcoat Ultra Gloss - VOC 2:1 - UGV5/V1

FEATURES :

This 2K UHS PREMIUM clearcoat has been specially selected by our technical team for its ease of application, excellent coverage, and exceptional shine.

Apply two full layers for optimal results.

To achieve optimal and precise results, it is important to allow sufficient drying time. We recommend waiting between 20 and 30 minutes at 60°C.

APPLICATION :

Using a gravity spray gun, set the nozzle diameter to 1.2-1.3 mm and a spray pressure of 2.0-2.5 bar. Apply two coats to the surface: the first coat should be wet but not too thick, and the second coat should be applied fully. The waiting time between coats is approximately 3 to 5 minutes. The surface can be polished after returning to room temperature.

Technical data :

2004/42/IIB(d) (420)418





Clearcoat Ultra Gloss UGV5 :

Shelf life : 12 months Specific weight : 1,00 g/cm³

Hardener Ultra Gloss UGDRA (fast) - UGDST (standard) - UGDLE (slow):

Shelf life : 12 months

NOTE: Store in a dry place away from sunlight (10°C-30°C). Maximum air humidity of 60%.

Mixing ratio :					
	Clearcoat Ultra Gloss(A) Hardener Ultra Gloss (B)	By volume		By weight	
		2 1		100 50	
Viscosity :					
	DIN 4mm à 20°C	17 - 20 s			
APPLICATION					
	Spray gun gravity feed	Nozzle		Pressure	
		1.2-1.3 mm		The operating pressure of the gun is recommended by the gun manufacturer.	
	Application process	Number of layers	flash off between layers		Before drying
			Between layers		
		2 - (not too thick wet layer + 1 full layer)	3 - 5min	30 minutes at 60°C with hardener (25/30) 15 to 20 minutes at 60°C with hardener (15/20 - 20/25)	
Dry film thickness		50 - 70 µm			
Flashpoint :		> + 23°C			
Shelf life at 20°C		30 min			