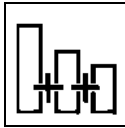


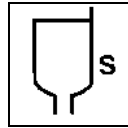


ML920 MEGALACK UHS CLEARCOAT



1000 ml +
500 ml +
100 ml

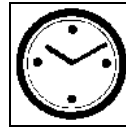
Pot life at 20° C:
1,5- 2 h



20-23° DIN4
at 20° C



Ø 1.2-1.4 mm
4 Atm
HVLP:
Ø 1,3 mm
2 Atm
N° of coats: 2



Air drying at 20°C:
Handling: 6-8 h
Through-drying: 24 h
Low bake at 60°C:
30-35 min.

DESCRIPTION

Two-pack ultra high solids acrylic clearcoat.

USE

Colourless clearcoat suitable for two-coat finishing of car painting.

CHARACTERISTICS

- High solids
- High coverage (applicable in one coat)
- Good application
- Good vertical stability
- Good aesthetical appearance
- Good weather resistance
- Easy workability

SUBSTRATE PREPARATION

Surfaces already painted with HYDROFAN or BSB matt basecoat.

APPLICATION

Spraying.

Mixing ratio:

	volume and weight
ML920 MEGALACK UHS CLEARCOAT	1000 parts
ML900 MEGALACK UHS HARDENER or ML905 MEGALACK UHS FAST HARDENER or ML895 MEGALACK UHS SLOW HARDENER	500 parts
00740-741-742-755 AUTOREFINISHING THINNERS	100 parts

Pot life at 20 °C: 1,5-2 h

Spray viscosity at 20 °C: 20-23° DIN 4

Ø Air cap: conventional 1,2 - 1,4 mm; HVLP 1,3 mm

Air pressure: conventional 4 Atm; HVLP 2 Atm

N° of coats: ½ coat + 1 regular coat or 2 regular coats

Recommended film thickness: 30-50 µ

(N.B. Higher film thickness than recommended can cause pinholes, therefore strictly follow what is suggested)

Theoretical coverage: 12-13 m² for 1 kg mixture at 40 μ
12-13 m² for 1 lt mixture at 40 μ

DIR 2004/42/CE: Topcoat IIB/d – VOC ready for use 420 g/l
This product ready for use contains at most 420 g/l VOC

DRYING TIME

Air drying at 20 °C

Dust-free: 30-45 min.

Handling: 6-8 h

Through-drying: 24 h

Low bake at 60 °C (object's temperature):

30-35 min.

IR lamps (always follow the lamps producer's instructions):

Flash off 7-8 min.

Maximum power: 15-17 min.

Distance: 60-80 cm

In order to accelerate the drying it is possible to add MT167 MACROFAN UHS SPEEDY ACCELERATOR by replacing the thinner up to the maximum percentage of 5%. This addition reduces the pot life of the prepared product.

POLISHING

After 24h air drying or after low baking wait about one hour until the car has reached the room temperature again, then remove any possible dirt and polish.

OBSERVATIONS

If drying occurs at temperature lower than 60°C, the car should not be exposed to severe conditions in the first days after painting.

Until the film has reached complete cross linking, washing as well as high humidity conditions such as dew, frost and aggressive agents (smog, detergents, salt sprinkled on roads) must be avoided.

TECHNICAL DATA SHEET N° 0627-GB
UPDATED 06/2010

All information contained in this data sheet is the result of carefully controlled tests and is correct to the best of Lechler's knowledge at the time of issue. Since conditions of use are beyond the control of the manufacturer, information contained herein is without warranty, implied or otherwise, and final determination of the suitability of any information or material for the use contemplated and the manner of use is the sole responsibility of the user. FOR PROFESSIONAL USE ONLY.